

Surface-mounted luminaire - Multilayer lighting technology - direct distribution

Sheet steel housing suitable, rectangular cross section; suitable for use in clean rooms and clean room areas per DIN 14644-1; manufactured per IPA provisions, as well as the directives for quality assurance GMP (Good Manufacturing Practice); Housing colour traffic white RAL 9016; Direct light distribution, using CDP microprism made of PMMA and forward-scattering diffuser foil as multi-layer technology; With clear cover made of laminated safety glass; Integrated LED driver design.. Electrical connection and connection of control cable using 5-pole connection terminal with plug-in contacts; Luminous flux in emergency light mode 10964 lm. The aduna clean room luminaire is suitable for direct voltage (0/50Hz), emergency luminaires must have additional marking. Suitable for air purity class ISO 14644-1 Class 2 with excellent to very good results in terms of microbial metabolic potential and chemical resistance.

## CHARACTERISTICS

|                               |  |
|-------------------------------|--|
| Order number                  | 62152016670  |
| EAN number                    | 4020863436101  |
| Commodity code                | 94051190   |
| Certification mark            | IP 65, Protection class I, F, D, Clean room, HACCP DIN10500/Food/IFS/BRC, Indoor, CE |
| Impact resistance (IK rating) | IK07 (-20°C bis 35°C)  |
| Ambient temperatur            | ta -20°C to 35°C   |
| Special properties            | Ready for IoT  |
| Warranty period               | 7 years  |
| State funding programs        | BEG - Federal funding for efficient buildings (valid only for Germany)               |

## ELECTRICAL ENGINEERING

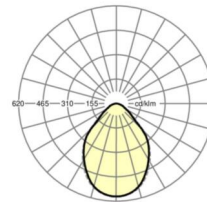
|                                      |  |
|--------------------------------------|--|
| Controller                           | Electronic driver DALI2 (2 pcs.)                           |
| System output                        | 87W  |
| Mains voltage                        | 230V/50Hz  |
| Circuit breakers (inrush current)    | 15 pieces/B10, 24 pieces/B16, 24 pieces/C10, 40 pieces/C16 |
| Energy efficiency class/light source | C  |

## LIGHTING TECHNOLOGY

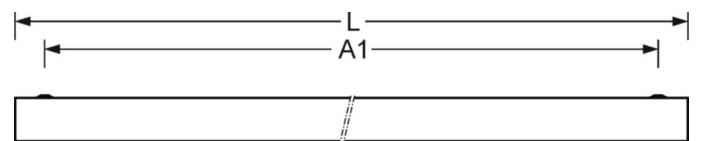
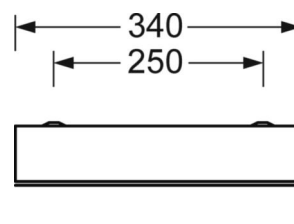
|   |  |
|---|--|
| Placement                                     | LED, Colour rendering/Light colour CRI ≥ 80 / 4000K                          |
| Colour tolerance (MacAdam)                    | 3SDCM  |
| Photobiological safety (Luminaire)            | RG0  |
| Nominal luminous flux                         | 10964lm  |
| Nominal luminous flux-emergency lighting mode | 10964lm  |
| LED service life                              | 80000h L80/B10 (Tq 35°C), 90000h L80/B10 (Tq 25°C), 40000h L90/B10 (Tq 25°C) |
| Luminaire luminous efficiency                 | 126lm/W  |
| UGR lat./long.                                | 19.0 / 19.1  |

## DEEP-LINK

<https://www.regiolum.de/en/article/62152016670>



|                |                 |
|----------------|-----------------|
| Reference      | LED 11000lm 840 |
| ηLB            | 100 %           |
| Φ ↓/↑          | 100 % / 0 %     |
| UGR lat./long. | 19.0 / 19.1     |



**MECHANICS**

|                               |  |
|-------------------------------|--|
| <b>Housing colour</b>         | traffic white RAL 9016   |
| <b>Dimensions (LxWxH/DxH)</b> | 1473mm x 340mm x 75mm  |
| <b>Ceiling system</b>         | cut-out ceilings [AD]  |
| <b>Weight (net)</b>           | 15.4kg   |
| <b>Cable entry KE (X/Y)</b>   | 65mm/150mm   |
| <b>Type of installation</b>   | Ceiling-mounted single installation,<br>Ceiling-mounted trunking installation,<br>Installation in clean room ceilings, Ceiling<br>installation individual mounting |

**Dimensions**

|           |         |  |
|-----------|---------|--|
| <b>L</b>  | 1473 mm | Length   |
| <b>B</b>  | 340 mm  | Width  |
| <b>H</b>  | 75 mm   | Height   |
| <b>A1</b> | 1380 mm | Mounting distance single mounting                                  |
| <b>A3</b> | 93 mm   | Mounting distance between luminaires in a light run arrangement    |
| <b>X</b>  | 65 mm   | Distance cable infeed to the center of the luminaire on the X-axis |
| <b>Y</b>  | 150 mm  | Distance cable infeed to the center of the luminaire on the Y-axis |

